
Data and statistics for children, Serbia case

Vladica Jankovic, DevInfo Administrator

Division for Sustainable Development Goals, Socio-Economic Indicators and Justice Statistics

E-mail: vladica.jankovic@stat.gov.rs

1st November 2022

Tools for child data dissemination

- **DevInfo databases** (Republic of Serbia, Monitoring situation and development of municipalities, Natural changes of population)
- **National Reporting Platform on SDGs**



<http://devinfo.stat.gov.rs/>



<https://sdg.indikatori.rs>

What is DevInfo?

- Software for organizing and use of socio-economic indicators from multiple sources. It offers the data visualization in the form of tables, graphs, maps and profiles.
- It was developed and supported by the UNICEF and is free to use.
- It has been used in the Republic of Serbia since 2003 – **ChildInfo**.

Main sources for child data

- Statistical Office of the Republic of Serbia (MICS, Vital Statistics, Education etc.)
- Ministry of Labour, Employment, Veteran and Social Affairs (Information system, administrative data)
- Institute of Public Health of Serbia (Epidemiology)
- Republic Institute for Social Protection (Annual Reports of the Centers for Social Work)

Database: Monitoring situation and development of municipalities

- Contains 184* indicators organized within 15 sectors, with data from 2008 onwards for the Republic of Serbia, all regions, districts and municipalities.
- Sectors with child related indicators are: **Social Care** (17 indicators), **Education** (15 indicators), **Demography** (7 indicators), **Health** (5 indicators) and **Indexes** (2 indicators).
- The database is updated four times a year (end of January, April, August and October) and set up on the SORS web site (online access and download).

* database October 2022

DevInfo Serbia databases – online



DATABASE
DevInfo 7
Serbia

The databases can be selected through the **Catalog**

View database contents and user manuals

>> CONTENTS <<
>> TUTORIALS <<

Quick Data Search

What? (Topic, indicator, keyword)

Where? (Optional: country, province)



OR



Topic

Search by sector, goal, theme or indicator name

OR



Area

Search by country, province or district

Advanced Search

Pregled stanja i razvoja opština

[*] База података садржи званичне статистичке податке за праћење стања и развоја у Републици Србији. Подаци су расположиви до нивоа општина. [**] This database contains the official statistics for monitoring the situation and development in the Republic of Serbia. The data is available to the level of municipalities. [***] База података садржи званичне статистичке податке за праћење стања и развоја у Републици Србији. Подаци су расположиви до нивоа општина.

Indicators 180 Areas 242 Sources 35 Data Values 376,533 Updated on 2017-08-10

Download data in CSV format : 2017 [sr] [en] [rs]

Contact of Database Administrator

Name Vladica Janković


Institution Republički zavod za statistiku


Email vladica.jankovic@stat.gov.rs

All data available in Excel format

Social Care indicators

Advanced Search

 **Topic**
Search by sector, goal, theme or indicator name

 **Area**
Search by country, province or district

[List Alphabetically](#) |
 Institution ▼ |
 Show where data exist |

- ▶ Ministry of Finance
- ▶ Ministry of Labour, Employment, Veteran and Social Affairs
 - ▶ Information System of the Ministry of Labour, Employment, Veteran and Social Affairs
 - Select all*
 - ▶ Foster families, Number
 - ▶ Number of beneficiaries of basic allowance for assistance and care of another person, Number
 - ▶ Number of beneficiaries of increased allowance for assistance and care of another person, Number
 - ▶ Number of beneficiaries of increased child allowance (aged 0-17), Number
 - ▶ Number of beneficiaries of public residential institutions aged 65 and over, Number
 - ▶ Number of cash social assistance (income support) beneficiaries (persons), Number
 - ▶ Number of child allowance beneficiaries (aged 0-17), Number
 - ▶ Number of children in foster care, Number [Metadata](#)
 - ▶ Number of children in residential institutions, Number
 - ▶ Number of children using accommodation services (aged 0-17), Number
 - ▶ Number of children with disabilities in foster care, Number
 - ▶ Number of children with disabilities in residential institutions, Number
 - ▶ Number of children with disabilities using accommodation services, Number
 - ▶ Rate of children in foster care, Per 1000 children

[View selections \(0\)](#)

Social Care indicators (visualization, municipalities)

Visualization Settings

Show Border Legend

Gridlines [X-Axis] Chart

Gridlines [Y-Axis] Plot Area

Label

X Axis Label: 11

Pos. Show Use 1,000 separator

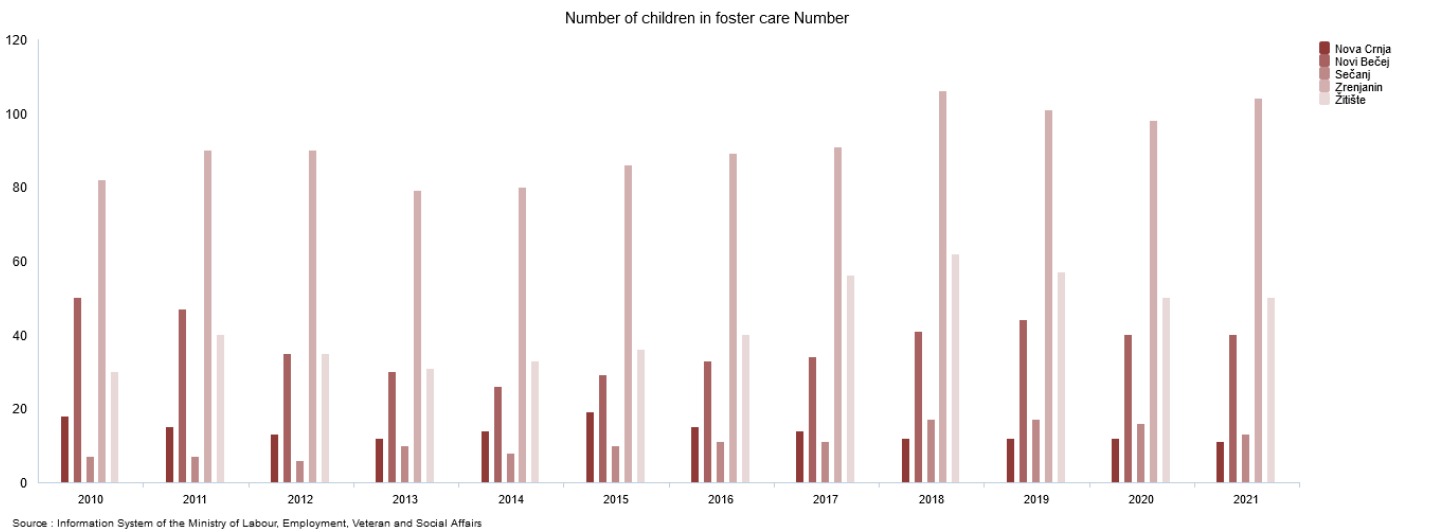
Decimals:

Select Series


Pivot Swap

How to Video Save As Download Share

- Area
- Indicator
- Time Period
- Sorting
- Hide Columns

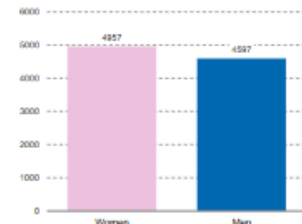


Total number of social protection beneficiaries registered at the Centre for Social Work	9554	(2021)
Share of social protection beneficiaries in total population (%)*	8.4	(2021)
Number of professionals in Centre for Social Work**	22	(2021)
Ratio between the number of social protection beneficiaries and professionals of the Centre for Social Work	434	(2021)
Ratio between the number of inhabitants and number of professional workers of the Centre for Social Work	5148	(2021)

 SDG indicator 1.3.1

** state as of 31.12.
Source: Republic Institute for Social Protection

Total number of social protection beneficiaries registered at the Centre for Social Work, 2021



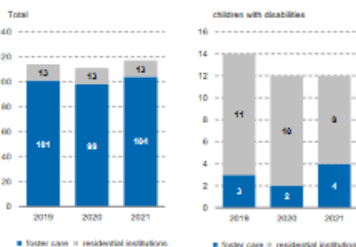
Source: Republic Institute for Social Protection

ACCOMMODATION SERVICES

Foster families*	41	(2021)
Number of children using accommodation services (aged 0–17)*	117	(2021)
Rate of children using accommodation services (per 1,000 children)*	6.1	(2021)
Rate of children in residential institutions (per 1,000 children)*	0.7	(2021)
Rate of children in foster care (per 1,000 children)*	5.4	(2021)
Number of children with disabilities using accommodation services*	12	(2021)
Number of beneficiaries of public residential institutions aged 65 and over*	197	(2021)
Share of beneficiaries of public residential institutions aged 65 and over in total number of people aged 65 and over (%)*	0.8	(2021)

* state as of 31.12.
Source: Ministry of Labour, Employment, Veteran and Social Affairs

Children using accommodation services by type of accommodation, 2019–2021*



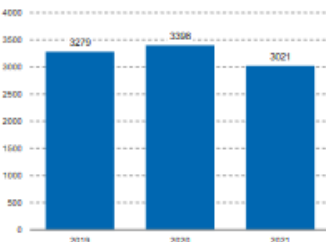
* state as of 31.12.
Source: Ministry of Labour, Employment, Veteran and Social Affairs

CASH BENEFITS

Number of cash social assistance (income support) beneficiaries*	3021	(2021)
Share of beneficiaries of cash social assistance (income support) in total population (%)*	2.7	(2021)
Number of child allowance beneficiaries (aged 0–17)*	2535	(2021)
Share of child allowance beneficiaries in total child population (%)*	13.1	(2021)
Number of beneficiaries of increased child allowance (aged 0–17)*	954	(2021)
Share of beneficiaries of increased child allowance in total child population (%)*	4.9	(2021)
Number of beneficiaries of basic allowance for assistance and care of another person*	265	(2021)
Number of beneficiaries of increased allowance for assistance and care of another person*	647	(2021)
Share of beneficiaries of increased allowance for assistance and care of another person in total population (%)*	0.6	(2021)

* state as of 31.12.
Source: Ministry of Labour, Employment, Veteran and Social Affairs

Number of cash social assistance (income support) beneficiaries (persons), 2019–2021*



* state as of 31.12.
Source: Ministry of Labour, Employment, Veteran and Social Affairs

The profiles on DevInfo **Monitoring situation and development of municipalities** data are created for the Republic of Serbia, and all regions, areas and municipalities.

Profiles are available in Excel and pdf format, in Serbian and English language.

Profiles include information from all sectors that exist in the database.

This is the one page taken from profile for City of Zrenjanin.

SORS has developed dissemination tools:

- National Reporting Platform on SDGs (<https://sdg.indikatori.rs/>),
- Open Data portal (<https://opendata.stat.gov.rs/odatasdgun/>),
- DevInfo visualization tool <http://devinfo.stat.gov.rs/disrbija/diSDG.aspx>).



National Reporting Platform on SDGs

National Reporting Platform on SDGs: SDG Indicator 5.3.1

GRAPHIC

TABLE-DATA

METADATA

DATABASE

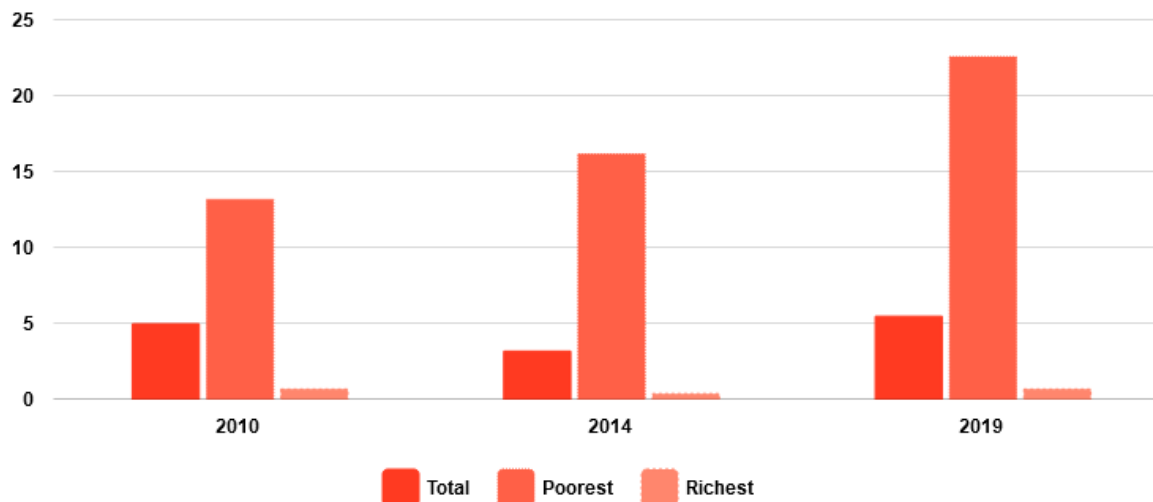
MARRIAGE BEFORE AGE 18, BY WEALTH INDEX QUINTILES

%

Territory - NSTJ

Marriage before age 18, by wealth index quintiles
REPUBLIC OF SERBIA

REPUBLIC OF SERBIA



MICS survey

24 indicators in
SDG database

Update date: 2/2/2022

Source: Multiple Indicator Cluster Survey (MICS)

Note: since 1999 without data for AP Kosovo and Metohija

Who are users?

- Government of the Republic of Serbia
- Ministries of the Republic of Serbia
- Local self-government
- Standing Conference of Towns and Municipalities
- UN agencies in Serbia (UNICEF, UNDP and others)
- CSO
- Journalists, students, independent researchers
- ...

Data and statistics for children — challenges

- Difficulties with administrative data (some data is missing, poor disaggregation in some cases, data delivery problems).
- Scattering of data in various institutions.
- The **national focal point** for child statistics (needed precise mandate, one country database?).

Possible improvement

- Easier access to child data produced by responsible NSS institutions.
- To strength the future investment in child data from surveys and administrative sources (production and dissemination).
- New valuable source of data - Census 2022 in the Republic of Serbia.

Thank you for your attention

Vladica Jankovic

Statistical Office of the Republic of Serbia



E-mail: vladica.jankovic@stat.gov.rs